

# TX4

## Options & Specification



Bonnet louvers fitted to aid air conditioning in hot climates

- Standard
- Option at extra cost



### TX4 Model

#### Engines

Manual transmission Petrol	■
Manual transmission Diesel	■
Automatic transmission Diesel	■

#### Exterior

Black door mirrors	■
Chrome door handles	■
Chrome number plate plinth with The London Taxi Company badge	■
Chrome radiator grille and mesh with The London Taxi Company badge	■
Exterior door handle light linked to meter operation	■
Fully colour coded energy absorbing bumpers	■
Front fog lights	■
Halogen headlight (height adjustable) with parking light	■
Heated and adjustable door mirrors	■
High level third reversing brake light	■
Indicators front, clear lens, clear bulb until lit	■
Paint - Black (solid)	■
Paint - Coloured (solid)	■
Paint - Metallic	■
Radio aerial	■
Rear light clusters, clear lens	■
Rear number plate illuminating lights	■
Rear wash/wipe with single speed intermittent	■
Side repeaters, clear lens	■
Tinted glass	■
Twin rear fog and reversing lights	■

#### Interior

Ashtrays front and rear with cigarette lighter in driver's compartment	■
Boot light	■
Carpeted passenger compartment	■
Electric windows front and rear with auto power off function	■
Facia warning lights	■
Fire extinguisher	■
Integral cup holder on centre division	■
Speedometer with digital odometer and trip meter; fuel and temperature gauges	■
Stowage net on centre division	■
Wood style instrument surround	■

#### Electrical

Air conditioning (front and rear)	■
Air conditioning (hot climates) bonnet louvers fitted to enhance ventilation in engine compartment	■
Column operated headlight control	■
Column switches for 3-speed intermittent windscreen wipers	■
Door warning indicator	■

### TX4 Model

#### Electrical cont...

Lights on warning alarm	■
Low level driver's illumination	■
One touch lowering of front windows	■
PATS vehicle immobiliser with radio key	■
Remote central locking of doors	■
Single cd/tuner with mute and front door speakers, one speaker in passenger compartment	■
Wheelchair seat belt not secured warning indicator	■

#### Passenger

5 seat rear compartment with 3 point seat belts	■
Centre belt is adjustable to suit children down to 18 kg	■
Patterned cloth seats	■
Compartment switches for rear heater on/off and two speeds, interior lights and intercom on/off	■
Forward facing rear seat incorporates armrest	■
Head restraints	■
Induction loop	■
Integrated fold away ramp and step	■
Intercom	■
Security centre division	■
Swivel seat with mechanism	■
Wheelchair restraint system	■
Yellow grab handles	■
Yellow visibility strip	■

#### Driver

12V power socket	■
Airbag	■
Centre console with arm rest, cup holder and cubby box.	■
Digital clock	■
Door stowage pocket	■
Heated rear window with timed cut out	■
Height/rake adjustable seat with lumbar support, 'A' frame head restraint and lap and diagonal seat belt	■
Interior and low level facia lamp	■
Interior rear view mirror	■
Patterned cloth seats	■
Power assisted steering	■

#### Mechanical

Anti-lock braking system	■
Taxi tyres	■

#### Options

Alloy wheels	○
Leather interior (driver and passenger)	○
Rear parking sensors	○
VIP lamp	○

**Engine Petrol** - Mitsubishi 4G69S4N, four cylinder in-line, four stroke, SOHC 16 valve, CCVT, 2378cc. Engine weight 165 kg. Engine displacement (cm3) 2378. Bore/stroke 87mm x 100mm. Bore-to-bore distance 93mm. Block height 235mm. Connecting rod centre-to-centre distance 150mm. Compression ratio 95:1. Max power 112 kW at 5500 rpm. Max torque 212 Nm at 4000 rpm. Closed circuit water cooling.

**Engine Diesel** - VM Motori 2499cc R425 DOHC four cylinder, 16 valve twin overhead camshaft, direct injection turbo and intercooled. Bore/stroke 92mm x 94mm, compression ratio 17.5:1. Max power 75 kW at 4000 rpm. Max torque 240 NM at 1800 rpm. Toothed belt drive to overhead camshafts and high pressure fuel supply pump. Electronically controlled common rail diesel fuel system, electronic engine management and cold start glow plugs. Passive anti-theft system (PATs). Electrically driven cooling fan.

**Manual Gearbox and Clutch Petrol** - Mitsubishi 5-speed all synchromesh floor shift. Hydraulic clutch operation. Ratios: 1st 3.59, 2nd 2.04, 3rd 1.39, 4th 1.00, 5th 0.81, Reverse 3.2

**Manual Gearbox and Clutch Diesel** - Eaton 5-speed (FSO 2405 A all synchromesh floor shift. Hydraulic clutch operation. Ratios: 1st 4.08, 2nd 2.29, 3rd 1.47, 4th 1.00, 5th 0.72, Reverse 3.79

**Automatic Gearbox Diesel** - 5 speed electronically controlled with floor mounted cable operated shift lever. Transmission cooler integral with radiator. Ratios: 1st 3.00, 2nd 1.67, 3rd 1.00, 4th 0.75, 5th 0.67, Reverse 2.21

**Rear Axle** - Semi floating with hypoid bevel gears ratio 4.1:1.

**Suspension and Steering** - Independent, double wishbone front suspension with coil springs and telescopic dampers. Coil rear springs with trailing arms and panhard rod. Power assisted steering. Maximum turning distance between walls 8.53m (28ft). 5JKx16 wheels with 175R16C Q speed rating (6PR) tyres. One piece wheel covers.

**Brakes** - Servo assisted front/rear split hydraulic system with electronically controlled Anti-lock Braking System (ABS). Ventilated front discs 278mm (10.9in.) dia. with four piston callipers. Self adjusting rear drum brakes 254x70mm (10x2.75in.). Cable operated handbrake to rear drums.

**Body** - All steel, four door body mounted on separate cruciform steel chassis. Bolt on front panels, front and rear wings. Electrocoat body protection, wax injected body and chassis. Central division between driver's and passenger's compartment with attack resistant acrylic screen.

Foam reinforced front and rear bumpers mounted on steel armatures. Central door locking (ignition and radio key). Automatic motion sensitive passenger compartment door locks. Tinted glass, laminated windscreen and heated rear screen. Electrically operated windows in front and rear doors. Electrically heated and adjustable door mirrors.

**Service Interval** - 12,000 miles (20,000km).

Max permitted gross vehicle weight 2520 Kg

Approximate kerb weight 1815-1975 Kg

(may vary according to equipment)

**Note:** please see the reverse of this sheet for the options and dimensions for TX4.

TX4 Fuel Consumption: 2378cc Petrol Engine

Transmission	5 Speed Manual	
Drive Cycle	mpg	litres/100km
- Urban	19.22	14.7
- Extra Urban	32.47	8.7
- Combined	25.92	10.9
CO <sub>2</sub> Emissions (g/km)	256	
Regulated Emissions Standard	Euro IV	
Noise Level dB(A) moving	74	

TX4 Fuel Consumption: 2499cc Diesel Engine

Transmission	5 Speed Manual		5 Speed Automatic	
Drive Cycle	mpg	litres/100km	mpg	litres/100km
- Urban	28.0	10.1	25.5	11.1
- Extra Urban	41.5	6.8	38.2	7.4
- Combined	35.2	8.0	32.0	8.8
CO <sub>2</sub> Emissions (g/km)	211		233	
Regulated Emissions Standard	Euro IV		Euro IV	
Noise Level dB(A) moving	73.8		71.4	

Source: DETR tests

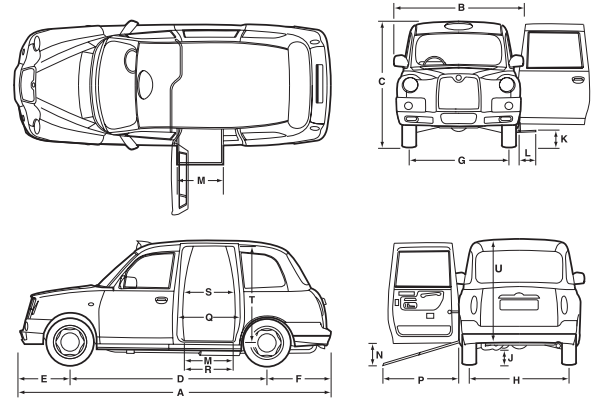


TX4 Dimensions

Principal Dimensions (mm)

A Length	4580	L Step depth	280
B Width (over mirrors)	2036	M Step width	700
C Height	1834	N Sill height	370
D Wheelbase	2886	P Ramp extension	1350
E Front overhang	764	Q Door width (max)	880
F Rear overhang	930	<b>Wheelchair door access:</b>	
G Front track	1422	R Floor level width	700
H Rear track	1482	S Waist level width	780
J Ground clearance	134	T Height (door seal to ramp)	1350
K Step height	208	U Height inside vehicle	1400

**Note:** The measurements shown here are nominal and some variation will occur between vehicles. Vehicle, step and sill heights shown are with the vehicle at kerb weight.






**Important Notice:** LTI Vehicles are constantly seeking ways to improve the specification, design and production of its vehicles, and alterations take place continually. Whilst every effort is made to produce up to date literature, this brochure should not be regarded as an infallible guide to current specifications, nor does it constitute an offer for the sale of any particular vehicles. Dealers are not agents of LTI Vehicles and have absolutely no authority to bind the company by any implied undertaking or representation. Gold, Silver and Bronze models have been photographed and some features apply to the Gold and Silver models only. A specification and options list is available from dealers. TM - TX4, the taxi sign and the LTI Vehicles logo are all trademarks of LTI Limited. The TX4 shape is a registered design. © LTI Limited. 09/06.

# Colour and Trim

## TX4 Paint Finishes

*Featured with colour coding and chrome grille surround*



*Black - Solid*



*Diamond White - Solid*



*Sherwood Green - Solid*



*Sunburst Yellow - Solid*




*Godiva Blue - Solid*



*Damson - Solid*

## Interior Trim





Your standard TX4 is fitted with patterned cloth with leather available at extra cost.



Patterned Cloth



Leather



Peacock Green - Metallic



Thistle Blue - Metallic



Nightfire Red - Metallic



Atlantic Blue - Metallic



Platinum Silver - Metallic



Storm Grey - Metallic